



## CZECH REPUBLIC

**25th**Total Workforce  
Index™ Global  
Ranking**15th**Total Workforce  
Index™ Regional  
Ranking**30th**Remote Readiness  
Ranking**9%**Informal Workforce as a  
percentage of total  
workforce

Remote work suitability : **21.60%**  
 UN e-participation level : **72.62%**  
 Individuals using internet : **80.70%**  
 Households w/ computer : **78.49%**

Regulation



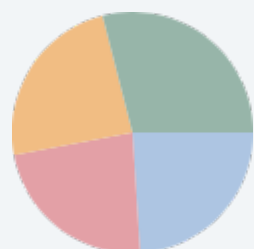
Maturity



## Availability

Total Workforce: **5.37 million**

## Breakdown by Generation



- Baby Boomers (born between 1945 and 1964): **24%**
- Generation X (born between 1965 and 1979): **23%**
- Generation Y (born between 1980 and 1999): **24%**
- Others (under breakdown by generation): **29%**

English Proficiency

**27%**Estimated percentage of workforce  
with working English proficiency

% Highly Skilled

**39.30%**Estimated percentage of workforce that  
is white collar

Net Secondary Education

**90.52%**Secondary school aged children  
enrolled in school

Reported Literacy Rate

**99.0%**

Gender Gap

**78**Ranking from 1 to 144 of countries  
based on gender disparity in each  
countryRatio of R&D workers to every  
1000 in workforce**12.83**



## CZECH REPUBLIC



## Regulation

Subcontract Allowed

**yes**

Whether subcontracting is legal in country

Maximum Contract Duration

**36**

Maximum tenure for single term contract

Visa Free Score Passport Index

**132**

Number of countries this country's visa provides access to without additional visa

Global Country Welcoming Rank

**64**

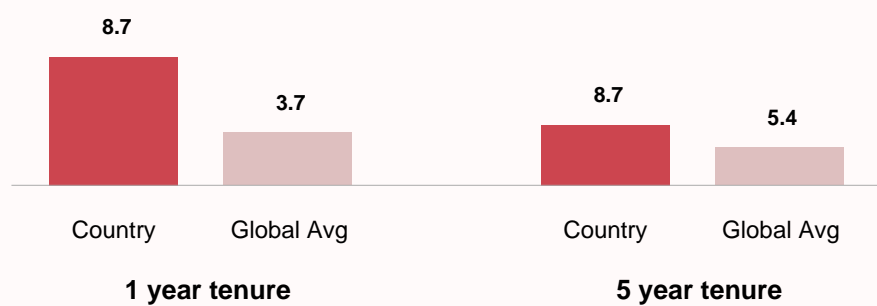
Ranking of countries based on openness of its visa policies where 1 is most open

Ease of Doing Business

**41**

Reported ranking of business conditions based on economics and regulation where 1 is easiest

Severance Notice Period (Weeks)



## Cost Efficiency

Cost of Business Start-up Procedures

**1.10% million**

of Gross National Income per capita

Is equal pay for equal work mandated?

Gender Parity

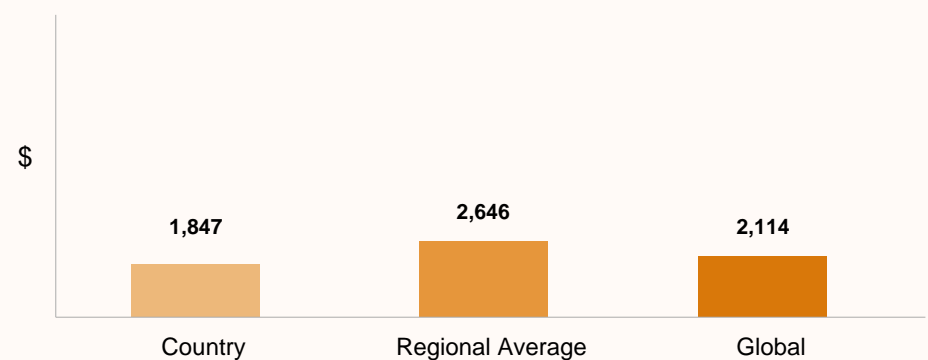
**Yes**

Parity Requirements

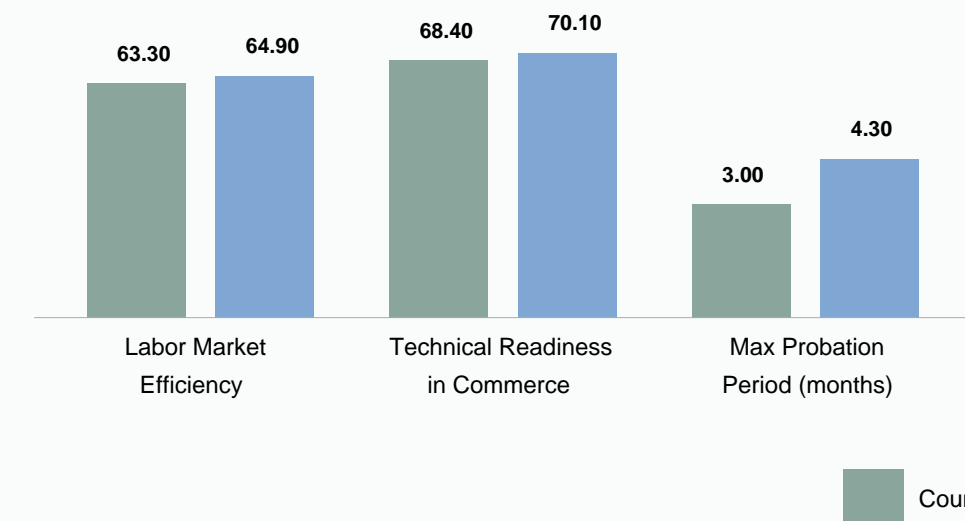
Full   
 (Pay + Benefits)Partial   
 (Pay or Benefits)None   
 (Neither)

In alignment of Permanent and Contingent Workers

Average Monthly Wage (US\$)



## Productivity




Major Restrictions on Night Work

**No**

Major Restrictions on Work on Holidays

**No**

Average Work Day (Hours)



Average Work Week (Hours)



This market profile is intended to provide an overview of general business information relative to employment conditions and considerations. Consult with legal counsel to ensure compliance with all applicable laws. The primary data sources are based on December 2016 statistics from the Ministries of Labour, the Central Intelligence Agency (U.S.), World Data Bank, Trading Economics, and internal data collected as part of ManpowerGroup global reporting efforts. Other sources include the World Economic Forum's Gender Gap Report 2016 & Global Competitiveness Report 2016-2017, the United Nations' World Population Prospects, and Arton Capital's Passport Index & Welcoming Countries Rank.