

ManpowerGroup Employment Outlook Survey

Q2 2024

The ManpowerGroup Employment Outlook Survey for the second quarter 2024 was conducted by interviewing a representative sample of 525 employers in the Czech Republic. All survey participants were asked, “How do you anticipate total employment at your location to change in the three months to the end of June 2024 as compared to the current quarter?”



ManpowerGroup®

2% DON'T KNOW

30% INCREASE

NET EMPLOYMENT OUTLOOK | 6%

Czech organizations anticipate a slight increase in the number of employees during Q2 2024.

30 percentage of employers expect an increase in the number of employees, 24 percentage foresee a decrease, and 44 percentage anticipate no change.

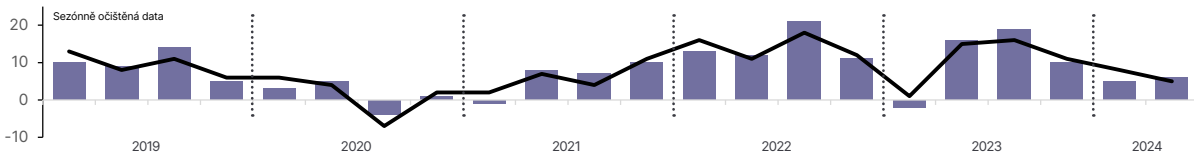
Based on this data, the Net Employment Outlook (NEO) for the Czech Republic for Q2 2024 stands at 5 percentage.

44% NO CHANGE



24% DECREASE

NET EMPLOYMENT OUTLOOK DEVELOPMENT



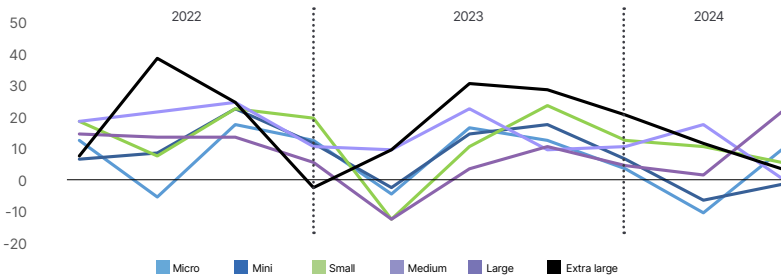
ORGANISATION – SIZE COMPARISONS

Organisationace	Increase %	Decrease %	No Change %	Don't know %	Net Employment Outlook	Seasonally Adjusted
Micro (less than 10)	25	15	56	4	10	6
Mini (10 – 49)	24	25	48	3	-1	-2
Small (50 – 249)	31	25	43	1	6	5
Medium (250 – 999)	29	28	42	1	1	2
Large (1 000 – 4 999)	43	21	36	0	22	22
Extra Large (5 000+)	34	30	36	0	4	4

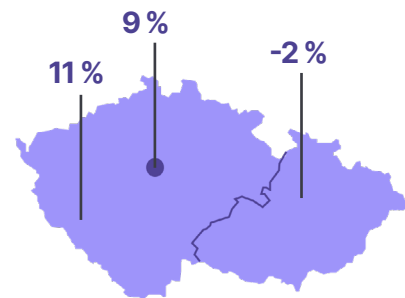
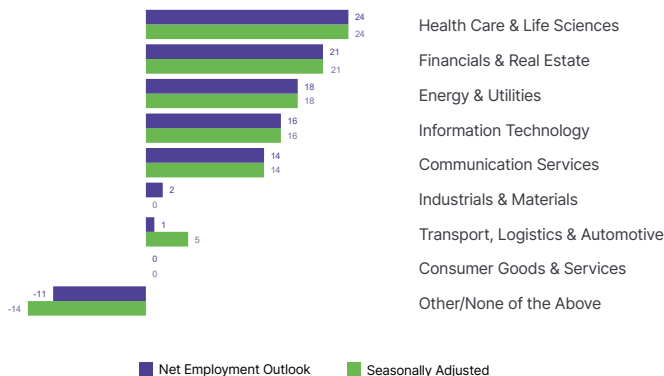
NET EMPLOYMENT OUTLOOK

16% vs 6%

Q2 2023 vs Q2 2024



SECTORS



REGIONAL COMPARISONS

PRAGUE 9 7

BOHEMIA 11 10

MORAVIA -2 -3

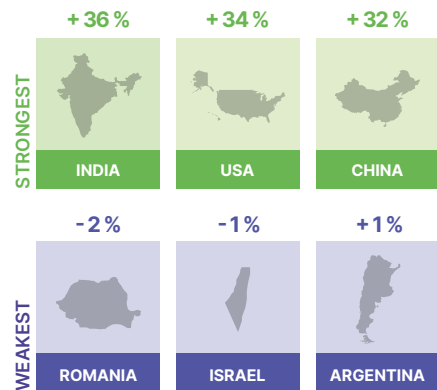
Net Employment Outlook vs Seasonally Adjusted

GLOBAL EMPLOYMENT OUTLOOK

Seasonally Adjusted

Going into the second quarter of 2024, employers are navigating complex challenges. On the one hand, the global economy shows a soft landing with tentative signs of recovery, as consumption, trade, and inflation are expected to normalize this year. However, resilient inflation has tempered the pace of interest rates cuts by central banks. In addition, the tense geopolitical situation with ongoing conflicts in Ukraine and the Middle East introduce uncertainty. Coupled with the large number of countries with important elections set for this year, employers are bracing themselves for a potentially volatile quarter.

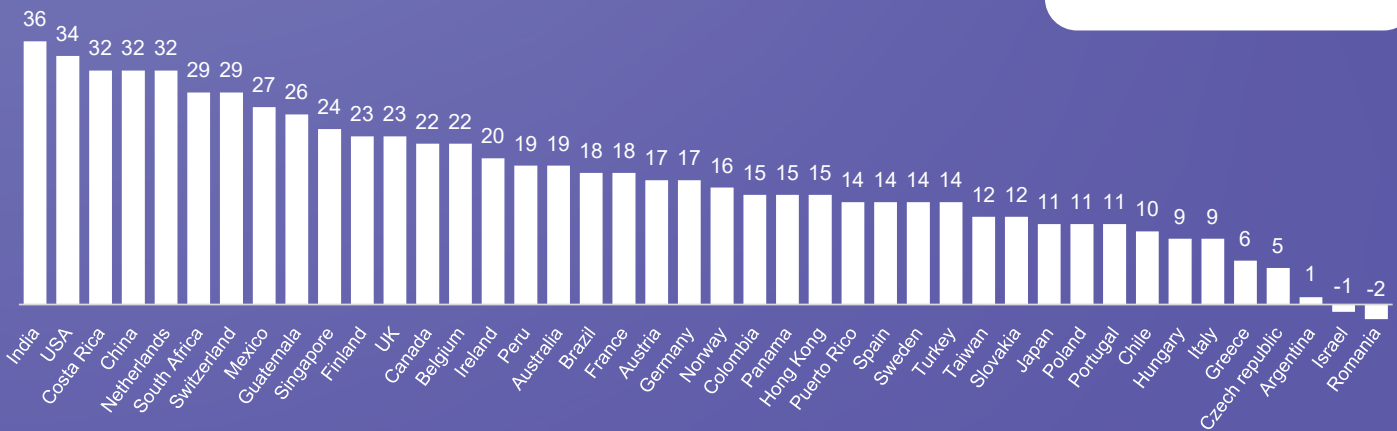
Regionally, the slowdown in hiring is a common theme, with all global regions reporting a decreasing NEO. North America (31) maintains the highest employment outlook, followed by Asia Pacific (27), as India (36) and the US (34) stand out with the most robust hiring intentions. In North America, a mix of reduced job openings and fewer workers quitting or being laid off suggests that both employers and workers are seeking stability.



INTERNATIONAL COMPARISONS

Hiring plans of more than 40,000 employers in 41 countries (Q2 2024)

Seasonally Adjusted



GLOBAL OUTLOOK

World average **22%**



„The labor market will continue to grow slightly in Q2 2024 at a similarly as in the beginning of the year. The number of employers who will recruit increased slightly but at the same time the number of those who will reduce the number of employees grew too. The final balance is positive but we are moving at a significantly lower level of optimism compared to the last two years.

The Czech labor market has a relatively large inertia and negative economic changes are prescribed to layoffs very slowly. The most optimistic fields are healthcare, finance, real estate, energy, IT and communication services. A significant decrease is reported by the public and non-profit sectors.“

JAROSLAVA REZLEROVÁ

Country Manager ManpowerGroup Czech Republic

About the ManpowerGroup Employment Outlook Survey

The ManpowerGroup Employment Outlook Survey is conducted quarterly to measure employers' intentions to increase or decrease the number of employees in their workforces during the next quarter. ManpowerGroup's comprehensive forecast of employer hiring plans has been running for over 60 years and is one of the most trusted surveys of employment activity in the world. Various factors underpin the success of the ManpowerGroup Employment Outlook Survey:

Unique: It is unparalleled in its size, scope, longevity and area of focus.

Projective: The ManpowerGroup Employment Outlook Survey is the most extensive, forward-looking employment survey in the world, asking employers to forecast employment over the next quarter. In contrast, other surveys and studies focus on retrospective data to report on what occurred in the past.

Independent: The survey is conducted with a representative sample of employers from throughout the countries and territories in which it is conducted. The survey participants are not derived from ManpowerGroup's customer base.

Robust: The survey is based on interviews with almost 40,385 public and private employers across 42 countries and territories to measure anticipated employment trends each quarter. This sample allows for analysis to be performed across specific sectors and regions to provide more detailed information.

Focused: For more than five decades the survey has derived all of its information from a single question: For the Quarter 4 2023 research, all employers participating in the survey worldwide are asked the same question: "How do you anticipate total employment at your location to change in the three months to the end of September 2023 as compared to the current quarter?"

Methodology

The ManpowerGroup Employment Outlook Survey is conducted using a validated methodology, in accordance with the highest standards in market research. The survey has been structured to be representative of each national economy. The margin of error for almost all national, regional and global data is not greater than +/- 5%.

Throughout this report, we use the term "Net Employment Outlook." This figure is derived by taking the percentage of employers anticipating an increase in hiring activity and subtracting from this the percentage of employers expecting to see a decrease in employment at their location in the next quarter.

The result of this calculation is the Net Employment Outlook. Net Employment Outlooks for countries and territories that have accumulated at least 17 quarters of data are reported in a seasonally adjusted format unless otherwise stated.

Employment Outlook Survey celebrates 60 years of being the most trusted source for global hiring intentions.

In the Czech Republic from 2008.



About ManpowerGroup

ManpowerGroup (NYSE: MAN), the leading global workforce solutions company, helps organizations transform in a fast-changing world of work by sourcing, assessing, developing and managing the talent that enables them to win. We develop innovative solutions for hundreds of thousands of organizations every year, providing them with skilled talent while finding meaningful, sustainable employment for millions of people across a wide range of industries and skills.

Our expert family of brands – Manpower®, Experis® and Talent Solutions® – creates substantially more value for candidates and clients across more than 75 countries and territories and has done so for over 75 years. We are recognized consistently for our diversity – as a best place to work for Women, Inclusion, Equality and Disability and in 2024 ManpowerGroup was named one of the World's Most Ethical Companies for the fourteenth year – all confirming our position as the brand of choice for in-demand talent.

Please find more about the survey at www.manpowergroup.cz

ManpowerGroup Česká republika, Na Florenci 2116/15, 110 00 Praha 1, Česká republika, +420 242 499 370
www.manpowergroup.cz, www.manpower.cz, www.manpowerit.cz

©2024, ManpowerGroup spol. s r.o. All rights reserved.



FULL VERSION